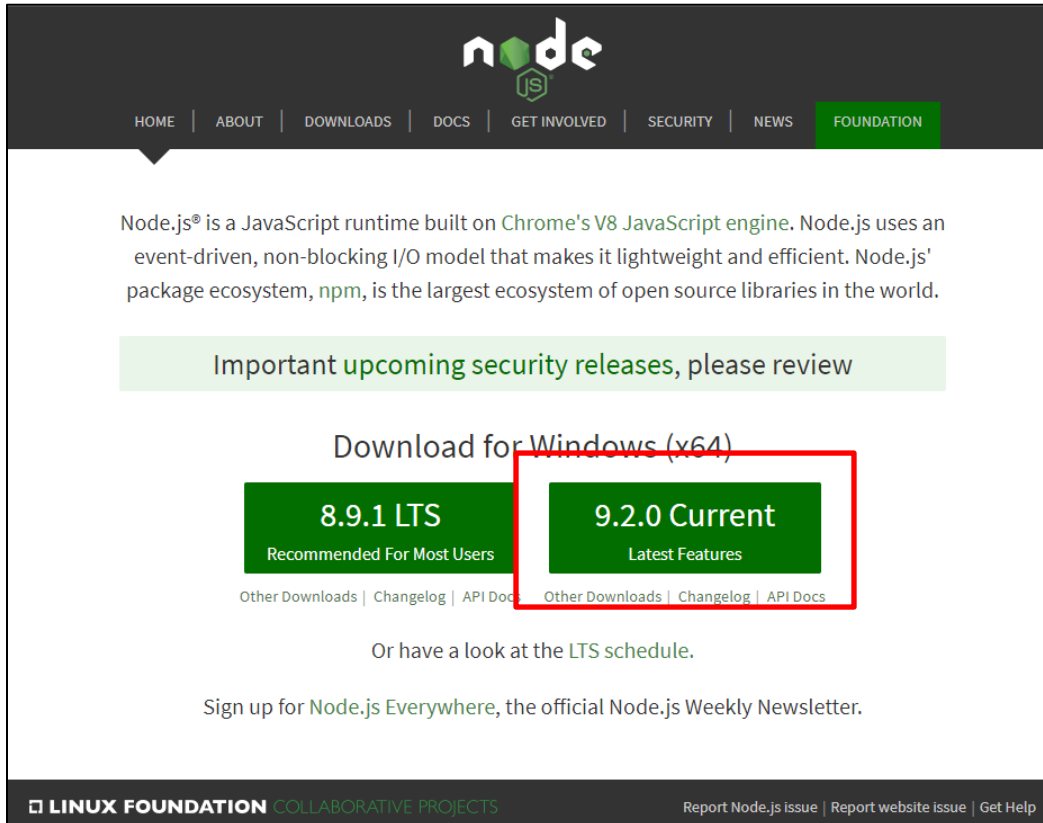


# Node.js npm インストール手順

作成日: 2017/12/05

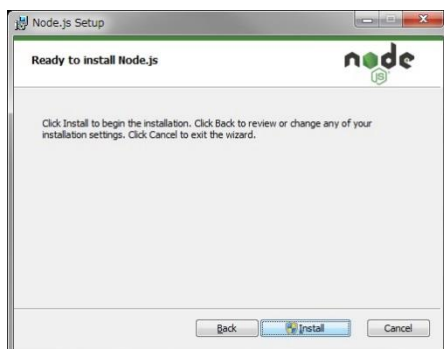
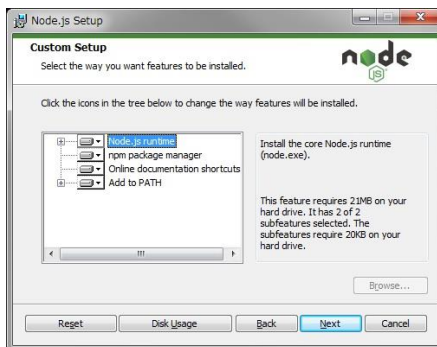
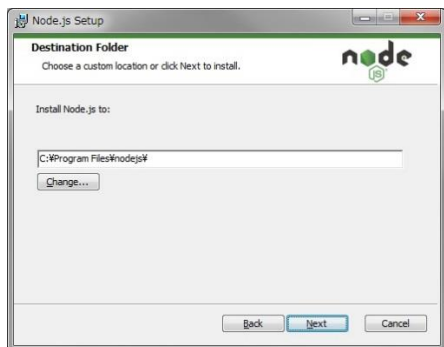
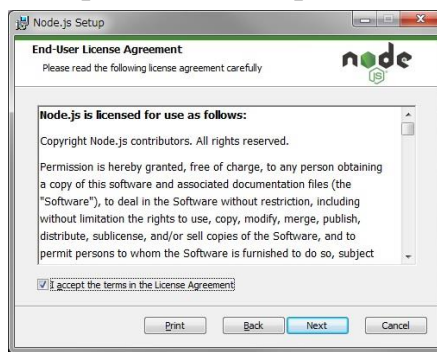
作成者: 中島

1. <https://nodejs.org/en/>からインストーラをダウンロードします。



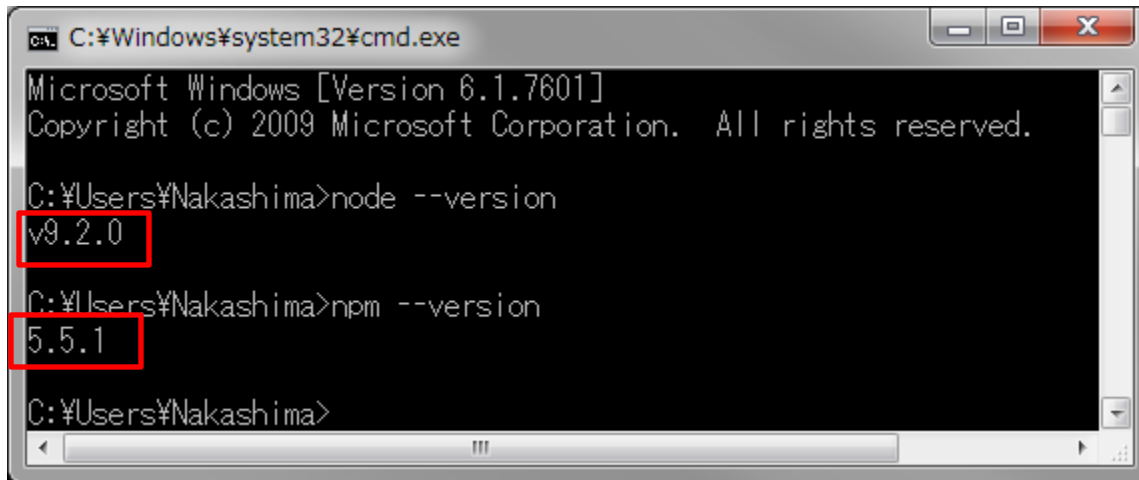
The screenshot shows the Node.js website's download page. At the top, there is a navigation bar with links for HOME, ABOUT, DOWNLOADS, DOCS, GET INVOLVED, SECURITY, NEWS, and FOUNDATION. Below the navigation bar, there is a paragraph describing Node.js as a JavaScript runtime built on Chrome's V8 JavaScript engine. A green banner highlights "Important upcoming security releases, please review". The main section is titled "Download for Windows (x64)" and features two green buttons: "8.9.1 LTS Recommended For Most Users" and "9.2.0 Current Latest Features". The "9.2.0 Current" button is highlighted with a red box. Below the buttons, there are links for "Other Downloads | Changelog | API Docs" for both versions. A link to "Or have a look at the LTS schedule." is also present. At the bottom, there is a sign-up link for "Node.js Everywhere, the official Node.js Weekly Newsletter." The footer includes the Linux Foundation logo and the text "COLLABORATIVE PROJECTS", along with links for "Report Node.js issue", "Report website issue", and "Get Help".

## 2. インストーラを実行して、全てそのまま「Next」で最後に「Install」します。



3. コマンドプロンプトで下記のコマンドを実行して、両方バージョンが表示されればインストール成功です。

```
node --version  
npm --version
```



The screenshot shows a Windows Command Prompt window with the following text:

```
C:\Windows\system32\cmd.exe  
Microsoft Windows [Version 6.1.7601]  
Copyright (c) 2009 Microsoft Corporation. All rights reserved.  
C:\Users\Nakashima>node --version  
v9.2.0  
C:\Users\Nakashima>npm --version  
5.5.1  
C:\Users\Nakashima>
```

The output 'v9.2.0' and '5.5.1' are highlighted with red boxes in the original image.